How to Disable Features That Another Feature List Cannot Override in WHM Root

cPanel Control Panel · https://www.aeserver.com/support/how-to-disable-features-that-another-feature-list-cannot-override-in-whm-root/

Root Access is Required. You cannot access it through the WHM Reseller Account.

Do you want to disable the cPanel account features that cannot be overridden by another feature list so that your client/reseller won't be able to enable them?

1. Log in to your WHM Account.

2. Go to **Packages** >> **Feature Manager** or type **Feature Manager** in the menu filter box. The option will appear. Click on it.



3. Under the **Manage feature list**, select the **Disabled** option from the **drop-down menu**.

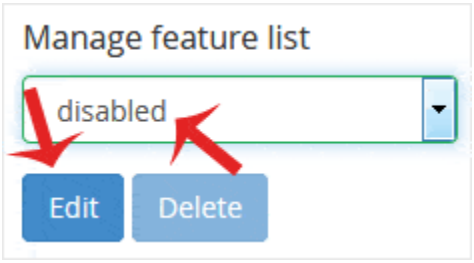

4. To disable any feature, check the options you want to disable. After that, click on **Save**.

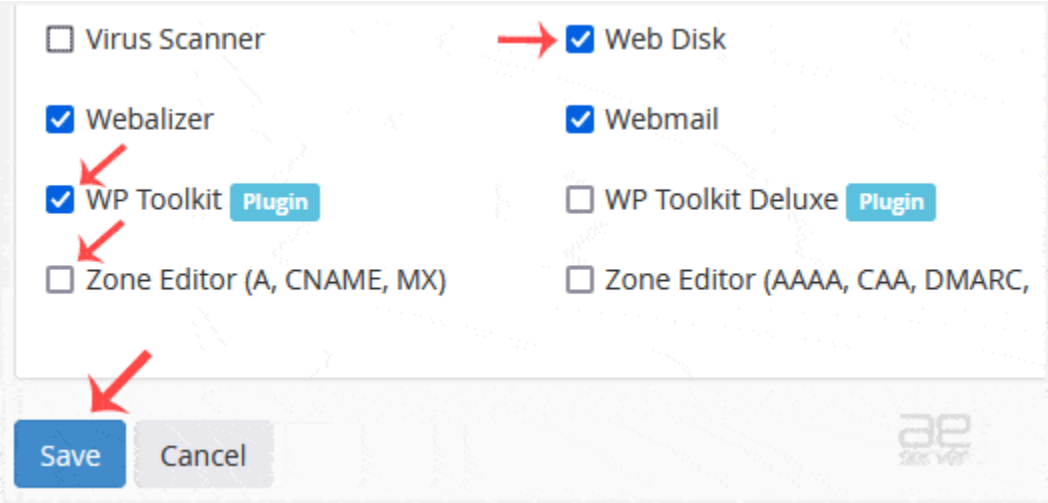

Now, your selected features cannot be enabled or overridden by other feature lists.