How to Increase or Decrease PHP Memory Limit via CloudLinux Selector in Plesk

Plesk Control Panel · https://www.aeserver.com/support/how-to-increase-or-decrease-php-memory-limit-via-cloudlinux-selector-in-plesk/

You can modify **PHP Memory Limit** as per your needs using CloudLinux PHP Selector in Plesk.

1. Log in to your Plesk account.

2. In the right-hand sidebar, click on **PHP Selector**.

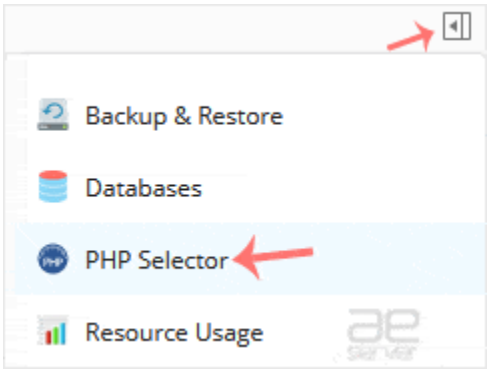

3. Click on the **Options** menu.

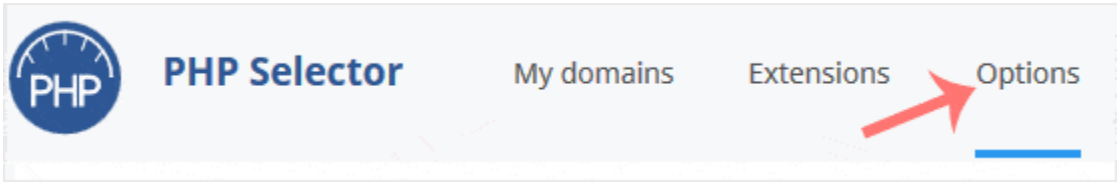

Note: If the **Options** page shows an error related to the native PHP version, change it to a non-native version first.

4. Look for **memory_limit** and click on the drop-down option displayed in front of it. Then choose the appropriate limit as per your requirements.

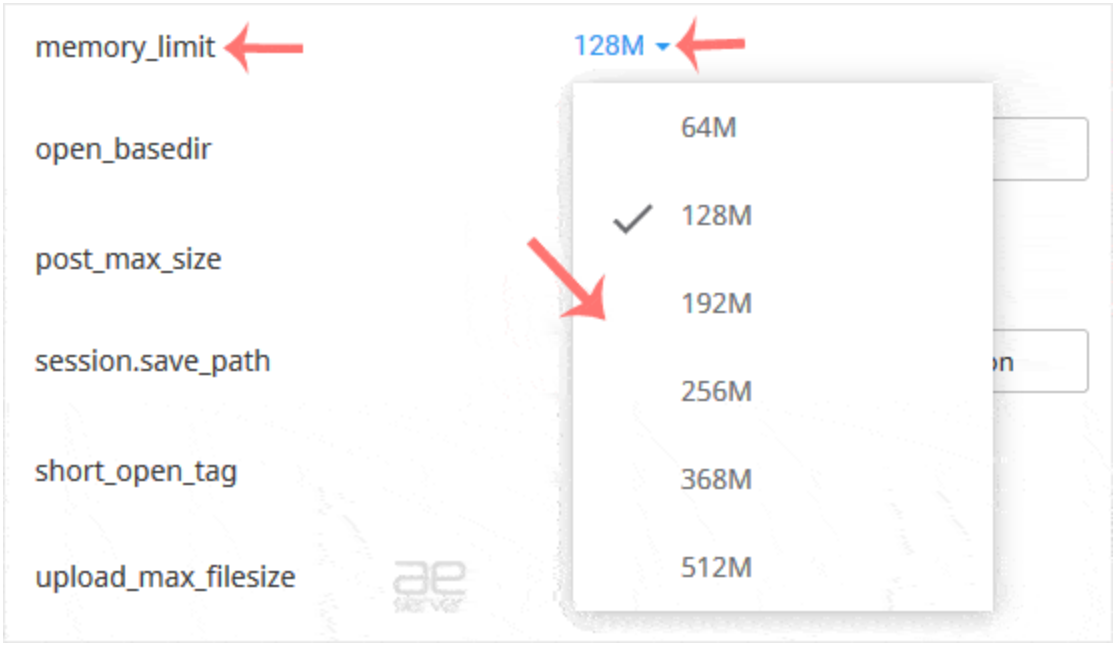
memory_limit
128M
open_basedir
post_max_size
session.save_path
short_open_tag
upload_max_filesize
64M
128M
192M
256M
368M
512M